

7 Insect and Mite Management

Table 7.1.1. Efficacy ratings of pome fruit insecticides. (Key is below Table 7.1.2)

IRAC	Trade Name (active ingredient)	AM	Aph	EAS	Int	GF	LH	OBL	PC	PP	RAA	RBL	^Δ SB/ BMSB	SJS	TLM	TPB	WAA
6	(abamectin) *Agri-Mek, *Abacus, *Abamectin, *Abba, *Epi-Mek etc. [e]	—	—	—	—	—	3	—	—	3	—	—	—/0	—	3	—	—
4A	Actara (thiamethoxam)	1	1	3	1	—	3	0	3	3	3	0	2+/2	0	2	2	—
28	* Altacor (chlorantraniliprole)	2	1	3	3	3	—	3	0	—	—	3	1/0?	2	3	1	—
3A	* Asana , * Adjourn (esfenvalerate)	3	2	2	3	3	3	2+	3	2	2	3	3/1+	1	3	3	1
4A	Assail (acetamiprid)	3	3	2	3	—	3	0	2	2	3	0	1+/0	2	3	2	2
22A	Avaunt (indoxacarb)	2	1	2	2+	3	3	0	3	—	0	2+	2/0	0	2	2	—
UN	(azadirachtin) § Aza-Direct , § Azatin , § Neemix , § Trilogy	—	2	1	2	1	2	1	0	—	2	1	1/—	1	3	1	1
3	* Baythroid , * Tombstone (cyfluthrin)	3	2	2	3	3	3	2+	3	3	2+	3	3/2	1	3	3	1
9C	Beleaf (flonicamid)	—	3	—	—	—	—	—	—	—	—	—	2+/0	—	—	3	2
28	Belt (flubendiamide)	1	—	3	3	3	—	3	1	—	—	3	—	—	3	—	—
3A	(bifenthrin) [Pears only] * Bifenture , * Brigade , * Discipline , * Fanfare	—	2+	—	2+	2+	—	—	2	2+	—	3	3/3	1	—	3	—
11	Bt (<i>Bacillus thuringiensis</i> toxin): § Agree , § Biobit , § Deliver , § Dipel , § Javelin , § MVP	0	0	0	2	3	0	3	0	0	0	3	0/0	0	0	0	0
4A	* Calypso (thiacloprid)	3	3	3	3	—	3	1	3	3	1	1	1+/0	2	3	1	2
—	§ Carpovirusine , § Cyd-X (granulosis virus) [a]	0	0	0	3	—	0	—	0	0	0	—	0/0	0	0	0	0
16	Centaur (buprofezin)	—	—	—	—	—	3	—	—	2+	—	—	—	3	—	—	—
4A	(clothianidin) Clutch , Belay w/ suppl. label	?	3	—	2	—	3	1	?	2+	—	—	3/2	—	3	—	—
3A	(cyhalothrin) * Warrior * Lambda-Cy , * Proaxis , * Silencer , * Taiga Z	3	2	2	3	3	3	2+	3	2	2	3	3/2	1	3	3	3
3A	* Danitol (fenpropathrin)	3	2	2	3	3	3	2+	3	2	2	3	3/2	1	3	3	1
5	Delegate (spinetoram)	2	0	—	3	3	—	3	2	3	—	3	—	—	3	—	—
3A	(deltamethrin) * Battalion , Decis *, Delta Gold *	3	1	2	3	3	3	2	3	3	2	3	3/—	1	3	2+	1
1B	* Diazinon , * AG600 (diazinon)	3	1	—	2	2	1	0	2	0	3	0	1/1	2	1	1	3

Table 7.1.1. Efficacy ratings of pome fruit insecticides. (Key is below Table 7.1.2)

IRAC	Trade Name (active ingredient)	AM	Aph	EAS	Int	GF	LH	OBL	PC	PP	RAA	RBL	^Δ SB/ BMSB	SJS	TLM	TPB	WAA
1B	Dimate, Dimethoate (dimethoate) [Pears only]	3	2	—	3	2	3	0	2	0	2	0	2/3	2	1	2	—
7C	Esteem (pyriproxyfen)	0	0	—	2	0	0	0	0	3	3	0		3	2	0	—
1B	*Guthion (azinphos-methyl)	3	1	3	3	1	1	1	3	0	1	3	1/2+	2	1	1	1
4A	(imidacloprid) *Provado, *Pasada, *Sherpa	1	3	—	—	—	3	—	—	2	3	—	2/1+	2	3	2	2
1B	*Imidan (phosmet)	3	1	3	3	1	1	1	3	0	1	3	1/1	2	1	1	1
—	(insecticidal soap) §Des-X, §M-Pede	0	2+	0	0	0	1	0	0	2	1	0	—	1	0	0	—
18	*Intrepid (methoxyfenozide)	0	0	—	2	—	0	3	0	—	0	3	0/—	0	2	0	—
1A	*Lannate (methomyl)	2	2	1	3	3	3	2+	2	0	1	3	3/3	2	3	1	1
3A & 4A	*Leverage (cyfluthrin/imidacloprid)	3	3	2	3	3	3	2+	3	2	3	3	3/2?	2	3	3	1
1B	Lorsban, Nufos, Yuma (chlorpyrifos) [b]	—	—	(3)	(2)	3	(1)	(3)	(3)	0	2	2	(3)/(3)	(3)	1	1	—
23	Movento (spirotetramat)	—	3	—	—	—	—	—	—	3	3	—	—/0	3	—	—	3
3A	*Mustang Max (zeta cypermethrin)	?	?	?	?	?	?	?	?	?	?	?	2/2	—	?	?	—
21A	Nexter (pyridaben)	—	0	—	—	—	2	—	—	3	—	—	—	—	2	—	—
—	oil, dormant §JMS Stylet, §Omni, §PureSpray etc. (petroleum distillate)	—	2	—	—	—	—	—	—	2+	2	—	—	3	—	—	—
—	oil, summer §JMS Stylet §Omni, §PureSpray etc. (petroleum distillate)	—	—	—	1	—	—	—	—	2	—	—	—	2	1	—	1
3A	(permethrin) *Ambush, *Perm-Up, *Pounce [b]	—	(2)	2	—	3	2+	(2+)	3	2	2	3	(3)/(2+)	1	3	3	(1)
21A	Portal (fenpyroximate)	—	—	—	—	—	?	—	—	3	—	—	—	—	—	—	—
6	*Proclaim (emamectin benzoate)	0	0	—	2	3	0	3	1	2	0	3	0	0	3	0	—
3A	(pyrethrin) §Pyganic, §Pyrenone [c]	?	?	?	?	?	?	?	?	?	—	?	—	—	—	?	—
15	Rimon (novaluron)	—	—	—	3	—	—	3	—	—	—	3	—	—	3	—	—
1A	Sevin (carbaryl)	2	1	2	2	1	3	2	2	0	1	1	1/0	2	1	1	1
5	SpinTor, §Entrust (spinosad)	2	0	—	2	3	0	3	0	—	0	3	0/—	—	2	0	—
1B	*Supracide (methidathion)	—	—	—	—	—	—	—	—	1+	3	3	2/3	3	—	2	—
—	§Surround (kaolin)	2	1	—	2	2	1	1	2	2	0	1	1/1	2	2	0	—
2A	*Thionex (endosulfan) [e]	0	2	—	0	3	3	2	0	0	2	2	3/3	1	1	1	2

Table 7.1.1. Efficacy ratings of pome fruit insecticides. (Key is below Table 7.1.2)

IRAC	Trade Name (active ingredient)	AM	Aph	EAS	Int	GF	LH	OBL	PC	PP	RAA	RBL	^Δ SB/ BMSB	SJS	TLM	TPB	WAA
16 & 28	Tourismo (flubendiamide & buprofezin)	1	—	—	3	3	—	3	1	2	—	3	—	2	3	—	—
3A & 28	Voliam Flexi (chloran-traniliprole & thiamethoxam)	1	3	2	3	3	3	3	2+	3	3	3	2?/—	—	3	2+	—
3A & 28	Voliam Xpress (chloran-traniliprole & cyhalothrin)	?	?	—	?	?	?	?	?	—	?	?	3?/—	?	?	?	—
1A	*Vydate (oxamyl) [e]	0	2	—	0	—	2	0	0	0	2	—	1/1	1	3	1	1

Table 7.1.2. Efficacy ratings of pome fruit miticides (and insecticides with miticide activity)

IRAC	Trade Name (active ingredient)	ERM	TSM	ARM	PRM
6	(abamectin) *Agri-Mek , *Abacus , *Abamectin , *Abba , *Epi-Mek etc.	3	2	3	3
UN	Acramite (bifenazate)	3	3	0	0
10A	Apollo (clofentezine)	3	1	1	1
18B	(azadirachtin) §Aza-Direct , §Azatin §Neemix , §Trilogy	1	1	1	—
3A	*Danitol (fenpropathrin)	1+	—	—	—
23	Envidor (spirodiclofen)	3	3	3	3
20B	Kanemite (acequinocyl)	3	3	—	—
UN	Kelthane (dicofol) [d]				2+
21A	Nexter (pyridaben)	3	2	2	2
—	oil, dormant §JMS Stylet , §Omni , §ProNatural , §PureSpray etc. (petroleum distillate)	3	—	—	2
—	oil, summer §JMS Stylet §Omni , §PureSpray etc. (petroleum distillate)	3	1	2	2
21A	Portal (fenpyroximate)	3	3	3	3
6	*Proclaim (emamectin benzoate)	2	2	—	—
10A	Savey , Onager (hexythiazox)	3	1	1	1
—	§Surround (kaolin)	2	—	—	—
2A	*Thionex (endosulfan)	2+	—	—	2
12B	Vendex (fenbutatin oxide, hexakis)	1+	2+	2	2
1A	*Vydate (oxamyl)	2	2+	2+	2+
10B	Zeal (etoxazole)	3	3	0	—

KEY TO TABLES 7.1.1 AND 7.1.2:

IRAC = Insecticide Resistance Action Committee Mode of Action Classification Group.

Arthropod pest populations are more likely to exhibit cross-resistance to pesticides within the same IRAC group. Major groups: 1A = Carbamates, 1B = Organophosphates, 3A = Pyrethroids and pyrethrins, 4A = Neonicotinoids, 5 = Spinosyns, 10A & 10B = Mite growth inhibitors, 21A = METI, 28 = Diamides, UN = unknown.

Key to efficacy ratings:

0 = Little or no effect, **1** = Poor, **1+** = Poor to Fair, results may depend on timing, dose, or pest density, **2** = Fair, **2+** = Fair to Good, results may depend on timing, dose, or pest density, **3** = Good, **—** = Unknown or not used for this pest, **?** = Pest listed on label but no efficacy rating available,

() Pesticide cannot be used at typical timing this pest is treated.

Key continued on next page.

Key to pest abbreviations:**AM** = Apple maggot**Aph** = Spirea aphid and apple aphid**ARM** = Apple rust mite**BSMB** = Brown marmorated stink bug**EAS** = European apple sawfly**ERM** = European red mite**GFW** = Green fruitworms**Int** = Internal Leps (Codling moth, Oriental fruit moth, & Lesser appleworm)**LH** = White apple & Potato leafhoppers**OBL** = Obliquebanded leafroller**PC** = Plum curculio**PP** = Pear psylla**PRM** = Pear rust mite**RAA** = Rosy apple aphid**RBL** = Redbanded leafroller**SB** = Brown, dusky brown, and green stink bugs**SJS** = San Jose scale**TLM** = Spotted tentiform leafminer**TPB** = Tarnished plant bug**TSM** = Twospotted spider mite**WAA** = Woolly apple aphid**Footnotes**

* = Restricted-use pesticide; may be purchased and used only by certified applicators, or used by someone under the supervision of a certified applicator.

§ = Potentially acceptable in certified organic programs.

Δ = Efficacy ratings for stink bugs are preliminary and may not apply equally for all stink bug species. SB refers to brown, dusky brown, and green stink bugs. Brown marmorated stink bug had not damaged tree fruit crops in New England as of 2010, but has become an important pest of tree fruit and other crops in the Mid-Atlantic states. BMSB ratings based on lab studies and may not apply for field control, especially where nearby habitat supports reintroduction of new BMSB.

[a] = Granulosis virus has good efficacy against codling moth, fair against oriental fruit moth, and is not effective on lesser appleworm.

[b] Chlorpyrifos (Lorsban, Nufos, Yuma) cannot be as canopy sprays after petal fall. Permethrin (Ambush, Perm-Up, Pounce) cannot be used for any application after petal fall. Efficacy ratings are for prebloom application, which may not be the optimum or typical threshold timing for some of the insect pests for which ratings are stated.

[c] Pyrethrin residual activity is much shorter than for alternative products, for some pests repeated applications at short intervals would be required to achieve stated rating.

[d] Kelthane ratings assume local mite population has not developed resistance. A lower 1+ rating may apply if there is orchard history of repeated Kelthane applications.

[e] Abamectin rated “Good” for control of **Pearleaf blister mite**. Thionex and Vydate rated “Fair”.

Table 7.1.3. Relative toxicity of pome fruit insecticides and miticides to beneficial arthropods.

Trade Name (active ingredient)	Beneficial Species				
	Honeybees ¹	<i>Amblyseius fallacis</i> ²	<i>Typhlodromus pyri</i> ²	<i>Stethorus punctum</i> ³	<i>Aphidoletes aphidimyza</i> ⁴
(abamectin) * Agri-Mek , * Abacus , * Abamectin , * Abba , * Epi-Mek etc.	H	M	M	M	L
Acramite (bifenazate)	M	M	M	L	L
Actara (thiamethoxam)	H	L	L	L	L
* Altacor (chlorantraniliprole)	L	L	L	L	L
Apollo (clofentezine)	L	L	L	L	L
* Asana , * Adjourn (esfenvalerate)	H	H	H	H	M
Assail (acetamiprid)	M	M	L	M	M
Avaunt (indoxacarb)	M	L	L	L	L
(azadirachtin) § Aza-Direct , § Azatin § Neemix , § Trilogy	M	L	L	L	L
* Baythroid , * Tombstone (cyfluthrin)	H	H	H	H	H
Beleaf (flonicamid)	L	L	L	?	?
Belt (flubendiamide)	L	L	L	L	L
(bifenthrin) [Pears only] * Bifenture , * Brigade , * Discipline , * Fanfare	M-H	?	?	?	?
Bt (<i>Bacillus thuringiensis</i> toxin): § Agree , § Biobit , § Deliver , § Dipel , § Javelin , § MVP	L	L	L	L	L
* Calypso (thiacloprid)	M	L	L	M	L
§ Carpovirusine , § Cyd-X (granulosis virus) [a]	L	L	L	L	L
Centaur (buprofezin)	L	L	L	M	?
(clothianidin) Clutch , Belay w/ suppl. label	H	L	L	M	L

Table 7.1.3. Relative toxicity of pome fruit insecticides and miticides to beneficial arthropods.

Trade Name (active ingredient)	Beneficial Species				
	Honeybees ¹	<i>Amblyseius fallacis</i> ²	<i>Typhlodromus pyri</i> ²	<i>Stethorus punctum</i> ³	<i>Aphidoletes aphidimyza</i> ⁴
(cyhalothrin) *Warrior *Lambda-Cy , *Proaxis , *Silencer , *Taiga	H	H	H	H	H
*Danitol (fenpropathrin)	H	H	H	H	H
Delegate (spinetoram)	L	M	M	L	L
(deltamethrin) *Battalion , Decis* , Delta Gold*	M	H	H	H	M
*Diazinon , *AG600 (diazinon)	H	M	M	M	H
Dimate , Dimethoate (dimethoate) [Pears only]	H	H	H	M	H
Envidor (spiroticlofen)	H	L	L	M	?
Esteem (pyriproxyfen)	L	L	L	M	L
*Guthion (azinphos-methyl)	H	L	L	L	H
(imidacloprid) *Provado , *Pasada , *Sherpa	H	L	L	M	L
*Imidan (phosmet)	H	L	L	L	M
(insecticidal soap) \$Des-X , \$M-Pede	L	L	L	L	L
*Intrepid (methoxyfenozide)	L	L	L	L	L
Kanemite (acequinocyl)	L	L	L	L	?
Kelthane (dicofol) [d]	L	M	M	L	L
*Lannate (methomyl)	M	H	H	M	H
*Leverage (cyfluthrin/ imidacloprid)	H	H	H	H	H
Lorsban , Nufos , Yuma (chlorpyrifos) [b]	H	M	M	L	—
Movento (spirotetramat)	L	L	L	?	?
*Mustang Max (zeta cypermethrin)	H	H?	H?	H?	?
Nexter (pyridaben)	M	M-H	M-H	M	M
oil, dormant \$JMS Stylet , \$Omni , \$PureSpray etc. (petroleum distillate)	?	?	?	?	?
oil, summer \$JMS Stylet \$Omni , \$PureSpray etc. (petroleum distillate)	L	L-M[a]	L-M[b]	L	L
(permethrin) *Ambush , *Perm-Up , *Pounce [b]	H	H	H	H	L
Portal (fenpyroximate)	L	L	L	M	?
*Proclaim (emamectin benzoate)	M	L	L	?	?
(pyrethrin) \$Pyganic , \$Pyrenone [c]	M	?	?	?	?
Rimon (novaluron)	H	L	L	H	?
Savey , Onager (hexythiazox)	L	L	L	?	?
Sevin (carbaryl)	H	M	L	H	H
SpinTor , \$Entrust (spinosad)	M	L	L	L	L
*Supracide (methidathion)	H	?	?	?	?
\$Surround (kaolin)	L	L	L	L	L
*Thionex (endosulfan) [e]	M=H	L	L	M	M
Vendex (fenbutatin oxide, hexakis)	L	L	L	L	L
Voliam Flexi (chloran-traniliprole & thiamethoxam)	H	L	L	M	M
Voliam Xpress (chloran-traniliprole & cyhalothrin)	H	H	H	H	H
*Vydate (oxamyl) [e]	M-H	H	H	L	M
Zeal (etoxazole)	L	M	M	?	L

Key on next page.

KEY TO TABLE 7.1.3:¹ Honeybees = *Apis mellifera*² *A. fallacis* and *T. pyri* are mite predator of pest mites³ *S. punctum* is a ladybird beetle predator of mites.⁴ *A. aphidimyza* is an ecdomyiid fly larva predator of aphids.**Key to honeybee toxicity ratings:****L** = Low; not hazardous to honey bees at any time. 1 hr to 1 day residual toxicity**M** = Moderate; not hazardous if applied either in evening or early morning when honey bees are not foraging, except during periods of high temperature. 3 hr to 1 day residual toxicity**H** = High; hazardous to honey bees at any time. 1 day to 2 week residual toxicity.**?** = unknown**Key to toxicity ratings for other beneficial species (predators):****L** = low impact on population (less than 30% mortality).**M** = moderate impact on population (between 30% and 70% mortality).**H** = high impact on population (more than 70% mortality).**Footnotes:****[a]** = low impact on immatures, moderate impact on eggs.**[b]** = low impact on adults, moderate impact on eggs and immatures. Population recovery within 7 days.**[c]** = Dependent on rate.

Information compiled from 48-hr residue tests, and in some cases field tests, at the NYS Agr. Exp. Sta.

Pyrethroids and other pesticides with long residual periods will have a greater impact than those with a shorter residual (like some organophosphates).

Table 7.1.4. Activity spectrum of stone fruit insecticides.

Insecticide	IRAC†	APB	Aphids	CFF	JB	OFM	PC	PTB/LPTB	SB ¹	TPB	WFT
Actara	4A	—	2	2	2	—	3	—	2-3	3	—
Altacor (chlorantraniliprole)	28	—	—	1	—	3	—	—	1	—	—
*Ambush, *Pounce (permethrin); except plums or apricots	3	—	—	3	—	3	3	2	3	3	2
*Asana (esfenvalerate)	3	1	—	3	—	3	3	3	3	3	2
Assail (acetamiprid)	4A	—	3	3	3	3	2	—	2	2-3	—
§Aza-Direct, Azatin, §Neemix (azadirachtin)	18B	—	2	—	0	2	0	2	1	—	—
Avaunt	22	—	—	—	3	3	3	—	2	2	—
*Baythroid (cyfluthrin)	3	—	3	3	—	3	3	3	3	3	—
Belay (clothianidin) – peach only	4A	—	—	—	—	—	—	—	2-3	—	—
Beleaf (flonicamid)	9C	—	3	—	—	—	—	—	2-3	3	—
Belt (flubendiamide)	28	—	—	—	—	3	—	—	—	—	—
*Centaur (buprofezin)	16	—	—	—	—	—	—	—	—	—	—
*Danitol (fenpropathrin)	3	—	—	—	—	3	—	—	3	—	—
Delegate (spinetoram)	5	—	—	3	—	3	2	—	—	—	3
*diazinon	1B	—	1	3	—	1	2	0	1	2	—
§Entrust (spinosad)	5	—	—	—	—	—	—	—	—	—	3
*Guthion (azinphos-methyl)-cherries only	1B	—	0	3	—	2-3	3	0	1	2	—
Imidan (phosmet); except sweet cherries	1B	—	1	3	1	2-3	3	0	1	2	—
Intrepid	18	—	—	—	—	2-3	—	—	0	—	—
*Lannate (methomyl) – peach only	1A	—	2	—	—	2	2	1	3	2	3

Table 7.1.4. Activity spectrum of stone fruit insecticides.

Insecticide	IRAC‡	APB	Aphids	CFF	JB	OFM	PC	PTB/LPTB	SB ¹	TPB	WFT
Leverage (cyfluthrin/imidacloprid)	3/4A	0	3	3	3	3	3	3	3	3	—
Lorsban (chlorpyrifos) except apricots or plums	1B	3	2	3	—	—	3	3	—	—	—
malathion	1B	—	2	1	1	1	2	0	—	1	—
§M-Pede (insecticidal soap)	—	0	2-3	0	0	0	0	0	—	0	—
Provado (imidacloprid)	4A	0	3	0	2	0	1	0	2	—	—
Sevin (carbaryl)	1A	—	3	3	3	2	2	0	1	—	1
§Surround (kaolin)	—	—	1	2	1	2	2	—	—	0	—
*Thionex (endosulfan) except apricots or plums	2A	0	1	—	—	0	0	3	3	2	—
Tourismo (flubendiamide/buprofezin)	28/16	—	—	—	—	3	—	—	—	—	—
*Voliam Xpress (chlorantrani-prole/lambda-cyhalothrin)	3/28	2	3	3	3	3	3	3	2-3	3	2
*Warrior (*lambda-cyhalothrin)	3	1	3	3	1	3	3	3	3	3	2

Key to control ratings:

— = unknown or does not apply in this case; 0 = not effective; 1 = poor; 2 = fair; 3 = good

* Restricted-use pesticide; may be purchased and used only by certified applicators, or used by someone under the supervision of a certified applicator.

§ = Potentially acceptable in certified organic programs

‡ = IRAC (Insecticide Resistance Action Committee) Mode of Action Classification Group: Arthropod pest populations are more likely to exhibit cross-resistance to materials within the same group.

Key to pests:

APB = American plum borer

Aphids = black cherry, green peach aphids

CFF = cherry fruit flies

JB = Japanese beetle

OFM = oriental fruit moth

PC = plum curculio

PTB/LPTB = peachtree borer/lesser peachtree borer

SB = stink bugs * Efficacy ratings for stinkbugs are preliminary and may not apply equally for all stinkbug species. Brown marmorated stinkbug may be more difficult to control than native green and brown stinkbugs.

TPB = tarnished plant bug

WFT = western flower thrips

Table 7.1.5. Degree-day accumulations (from Jan. 1) corresponding to selected fruit phenology and arthropod pest events. (Baskerville-Emin formula used to calculate degree-days)

Pest or Tree Phenology Event	DD Base 43°F		DD Base 50°F		Approx. Date in Eastern NY	
	mean	std dev	mean	std dev	mean	std dev
STLM Traps set out			1-April			
Pear psylla – egg laying	84	44	33	21	4-Apr	11 days
Redbanded leafroller – 1 st catch	141	34	58	20	17-Apr	7 days
Rosy apple aphid – 1 st nymphs present	189	55	86	30	25-Apr	7 days
STLM – 1 st adult catch	154	43	66	25	18-Apr	8 days
STLM - 1 st egg observed	208	65	94	36	27-Apr	5 days
Tight cluster (McIntosh)	232	21	106	16	28-Apr	6 days
Tarnished plant bug – 1 st observed	222	105	105	62	25-Apr	15 days

Table 7.1.5. Degree-day accumulations (from Jan. 1) corresponding to selected fruit phenology and arthropod pest events. (Baskerville-Emin formula used to calculate degree-days)

Pest or Tree Phenology Event	DD Base 43°F		DD Base 50°F		Approx. Date in Eastern NY	
	mean	std dev	mean	std dev	mean	std dev
OBLR – 1 st overwintered larvae observed	236	78	112	48	29-Apr	7 days
European red mite – egg hatch observed	284	53	134	34	6-May	4 days
STLM Egg Sample			Pink			
OFM Traps set out			Pink			
Pink (McIntosh)	293	19	141	17	4-May	6 days
Oriental fruit moth – 1 st adult catch	273	52	129	35	2-May	8 days
STLM – 1 st flight peak	325	62	160	39	6-May	7 days
OBLR Overwintered generation sample			Bloom			
CM Traps set out			Bloom			
Full bloom (McIntosh)	384	35	195	24	10-May	6 days
Lesser appleworm – 1 st catch	399	139	203	84	12-May	11 days
American plum borer – 1 st catch	438	49	226	36	16-May	5 days
Oriental fruit moth – 1 st flight peak	445	97	232	56	16-May	11 days
Codling moth – 1 st adult catch	489	90	257	57	19-May	7 days
San Jose scale – 1 st adult catch	532	86	281	58	21-May	8 days
Cherry fruit fly traps set out			20-May			
Codling moth – 1 st adult catch	489	92	257	58	19-May	7 days
STLM – 1 st sap-feeding mines observed	472	129	241	76	18-May	13 days
Petal fall (McIntosh)	485	38	254	26	18-May	5 days
Lesser appleworm – 1st flight peak	564	209	307	133	22-May	12 days
Plum curculio – 1 st oviposition scars observed	555	77	286	37	25-May	9 days
Pear psylla – hardshell stage observed	569	87	312	51	22-May	9 days
Lesser peachtree borer – 1 st adult catch	586	103	316	66	25-May	8 days
San Jose scale – 1st flight peak	661	71	362	47	30-May	8 days
ERM Sample – 2.5 mites/leaf			1-Jun			
OBLR traps set out			1-Jun			
American plum borer – 1 st flight peak	784	163	455	116	4-Jun	8 days
Codling moth – 1 st flight peak	791	217	455	142	4-Jun	12 days
OBLR – 1 st adult catch	895	83	528	59	10-Jun	6 days
Oriental fruit moth – 1 st flight ending	977	143	590	105	13-Jun	8 days
Peachtree borer – 1 st adult catch	1063	284	637	193	17-Jun	11 days
STLM – 2 nd gen. 1 st adult catch	1067	85	650	68	16-Jun	7 days
San Jose scale – 1 st crawlers observed	1124	91	688	69	19-Jun	8 days
Dogwood borer – 1 st adult catch	1008	351	570	251	20-Jun	14 days
American plum borer – 1 st flight ending	1309	101	828	79	27-Jun	5 days
Apple Maggot Traps Set Out (in orchard)			1-Jul			
ERM Sample – 5.0 mites/leaf			1-Jul			
Comstock mealybug tape traps set out			1 Jul (ENY), 15 (WNY)			
Oriental fruit moth – 2 nd flight starting	1382	107	877	92	30-Jun	5 days
OBLR Summer Gen. 1 st Sample					10-Jul	5 days
STLM Summer Gen. 1 st Sample					9-Jul	7 days
RBLR – 2 nd flight starting	1410	170	896	135	1-Jul	6 days

Table 7.1.5. Degree-day accumulations (from Jan. 1) corresponding to selected fruit phenology and arthropod pest events. (Baskerville-Emin formula used to calculate degree-days)

Pest or Tree Phenology Event	DD Base 43°F		DD Base 50°F		Approx. Date in Eastern NY	
	mean	std dev	mean	std dev	mean	std dev
AM – 1st catch	1437	203	916	128	2-Jul	10 days
Lesser peachtree borer – peak catch	1370	469	887	331	1-Jul	17 days
STLM – 2 nd flight peak	1589	207	1030	164	8-Jul	9 days
Codling moth – 1 st flight ending	1569	289	1018	207	7-Jul	14 days
Lesser appleworm – 2 nd flight starting	1680	271	1098	182	11-Jul	10 days
Oriental fruit moth – 2 nd flight peak	1695	240	1110	185	11-Jul	10 days
American plum borer – 2 nd flight starting	1764	270	1164	176	15-Jul	10 days
RBLR – 2 nd flight peak	1762	216	1157	166	14-Jul	7 days
San Jose scale – 2 nd flight starting	1761	168	1160	131	15-Jul	9 days
Codling moth – 2 nd flight starting	1914	345	1269	246	21-Jul	14 days
Dogwood borer – peak catch	2114	416	1394	285	31-Jul	14 days
American plum borer – 2 nd flight peak	2221	238	1507	169	31-Jul	8 days
Oriental fruit moth – 2 nd flight ending	2256	212	1535	182	1-Aug	7 days
ERM Sample – 7.5 mites/leaf			1-Aug			
Cherry fruit fly traps in			1-Aug			
San Jose scale – 2 nd flight peak	2301	198	1580	169	4-Aug	9 days
Apple maggot – peak flight	2317	223	1572	167	4-Aug	11 days
Codling moth – 2 nd flight peak	2333	402	1585	307	7-Aug	15 days
Comstock mealybug – 2 nd gen. crawlers emerging	2447	196	1651	141	9-Aug	12 days
OBLR – 2 nd flight starting	2455	200	1677	161	8-Aug	9 days
Oriental fruit moth – 3 rd flight starting	2509	203	1715	152	11-Aug	9 days
Lesser appleworm – 2 nd flight peak	2625	505	1792	380	17-Aug	24 days
STLM – 3 rd flight peak	2775	232	1906	181	21-Aug	9 days
Oriental fruit moth – 3 rd flight peak	2957	300	2043	211	29-Aug	13 days
All Traps In			30-Aug			

Abbreviations:

ENY = Eastern New York, WNY = Western New York

ERM = European red mite, OBLR = Obliquebanded leafroller, OFM = Oriental fruit moth

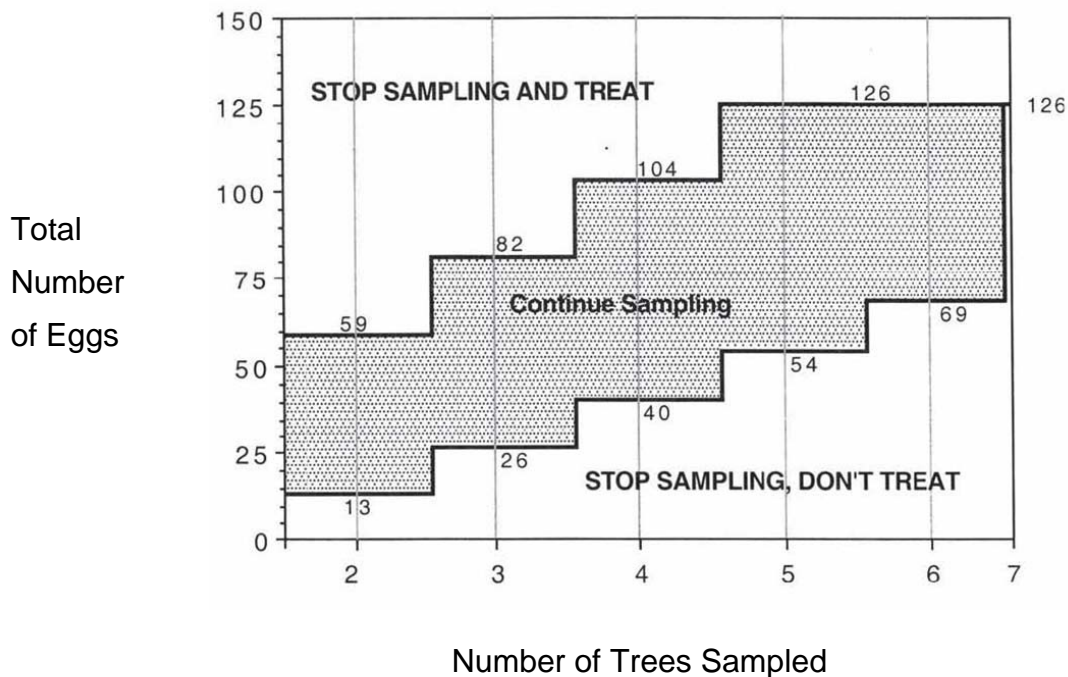

RBLR = Redbanded leafroller, STLM = Spotted tentiform leafminer

Information in this table is based on field observations. Values and dates are given +/- one standard deviation. Events are expected to occur within the stated range approximately 7 years out of 10.

This information is provided as a guide for scheduling scouting and sampling. Treatment decisions should be made on direct observations whenever possible.

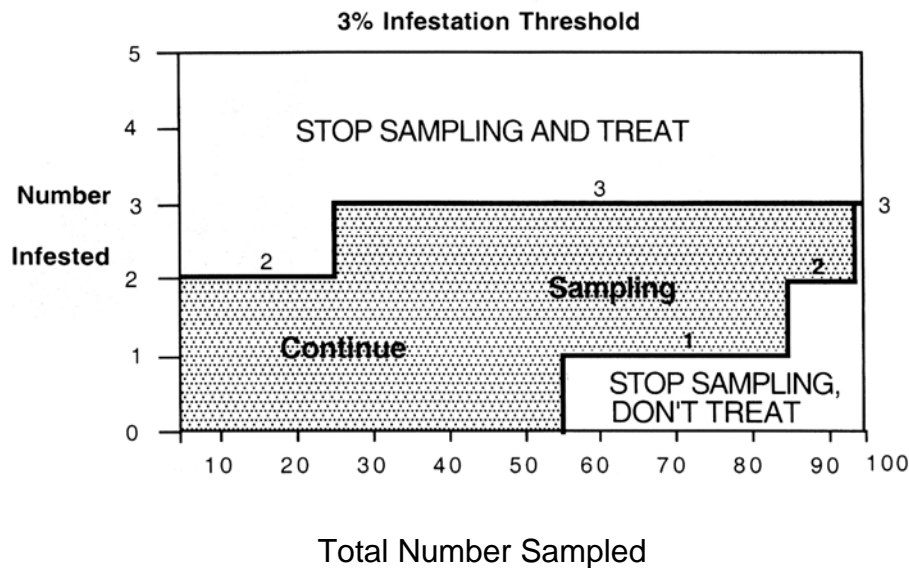
Figure 7.1.1 - STLM Pink Sampling Form

- During the pink bud or early bloom stage, start near one corner of the block, and go to every other tree until you have sampled enough trees to reach a decision. Select 3 fruit clusters from around the canopy of each tree sampled.
- Using a magnifier, count the eggs on the undersides of the 2nd, 3rd, and 4th leaves in each cluster, counting leaves in the order they unfolded (see diagram at right).
- After 2 trees have been sampled, begin comparing the accumulated total number of eggs found with the decision lines shown in the chart below for that number of trees.



- If the number of eggs falls in the "Continue Sampling" zone, sample another tree. If the total is in the "Stop Sampling, Don't Treat" zone, sampling is stopped and no treatment is recommended. If the total is in the "Stop Sampling and Treat" zone, sampling is stopped and a treatment is recommended at either pink or petal fall. If 7 trees are sampled and the total number of eggs equals 126, the population is below threshold.

Refer to the Apple Pesticide Spray Table for a choice of pesticide materials,

Figure 7.1.2 - Obliquebanded Leafroller Sampling Form

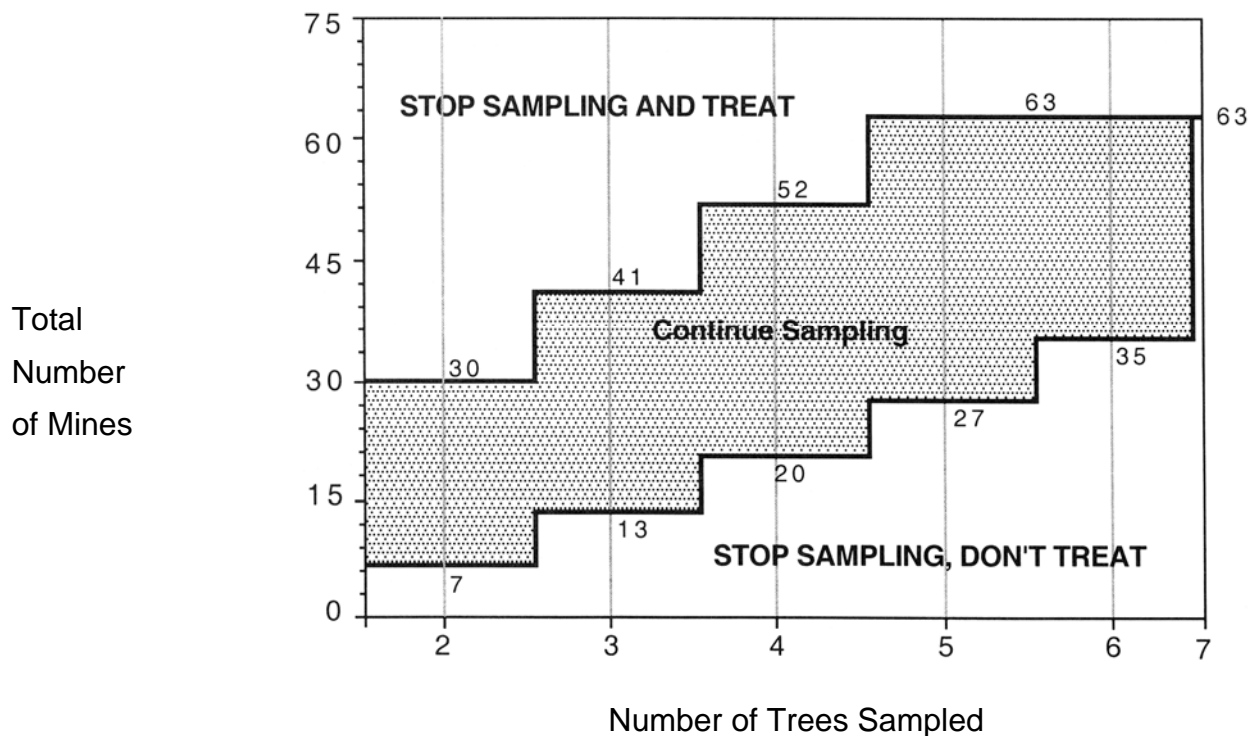
- Examine 10 bud clusters (overwintering generation) or expanding terminals (1st summer generation) per tree for live OBLR larvae. For the 1st summer generation, sample at ~600 degree-days (43°F base) after the 1st moth flight in your area; if you do not have access to this information, use July 5 as an estimated best sample date in WNY (5-7 days earlier in ENY and Long Island).
- Sample every other tree starting with a random tree and continuing down the row. Remember that you are NOT counting OBLR larvae, but sites infested with LIVE OBLR. If trees are >10ft tall, try to include some samples from the upper canopy, or from watersprouts.
- If the total number of infested samples falls in the "Continue Sampling" zone, sample another tree. If the total falls in the "Stop Sampling, Don't Treat" zone, sampling is stopped and no treatment is recommended. If the total falls in the "Stop Sampling and Treat" zone, sampling is stopped and treatment is recommended. Refer to the Apple Pesticide Spray Table for a choice of pesticide materials.
- Continue sampling until you REACH one of the boldface staircase lines in the chart above, or until you have examined a maximum of 100 clusters. If you reach the intersection of the two lines by the 100th sample, withhold treatment.
- If a no-treat decision is made for 1st summer generation larvae, resample again in 3-5 days (after approximately 100 DD more have accumulated). A second no-treat decision indicates that no treatment is recommended against this brood of OBLR.

Use this table to keep track of your samples

Total Number Examined	# Infested	Total Number Examined	# Infested
10	_____	60	_____
20	_____	70	_____
30	_____	80	_____
40	_____	90	_____
50	_____	100	_____

Figure 7.1.3 - STLM Petal Fall Sampling Form

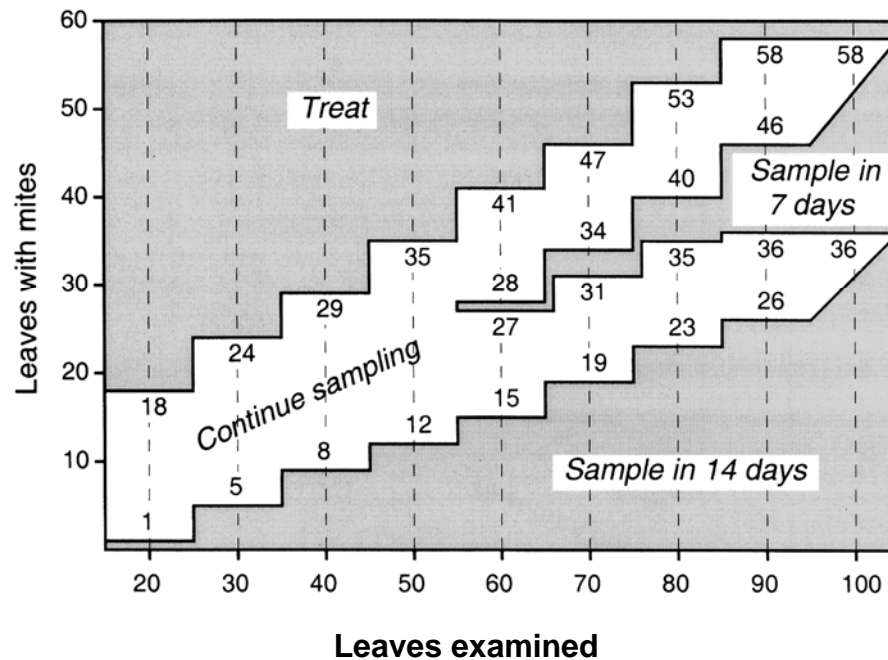
- If STLM eggs were not sampled during the pink or early bloom stage, a decision on 1st generation control can still be made by sampling sap-feeding mines at petal fall. After all the blossoms have fallen, start near one corner of the block, and go to every other tree until you have sampled enough trees to reach a decision. Select 3 fruit clusters from around the canopy of each tree sampled.
- Using a magnifier, count the mines on the undersides of the 2nd, 3rd, and 4th leaves in each cluster, counting leaves in the order they unfolded (see diagram at right).
- After 2 trees have been sampled, begin comparing the accumulated total number of mines found with the decision lines shown in the chart below for that number of trees.



- If the number of mines falls in the "Continue Sampling" zone, sample another tree. If the total is in the "Stop Sampling, Don't Treat" zone, sampling is stopped and no treatment is recommended. If the total is in the "Stop Sampling and Treat" zone, sampling is stopped and a treatment is recommended at petal fall. If 7 trees are sampled and the total number of mines equals 63, the population is below threshold.

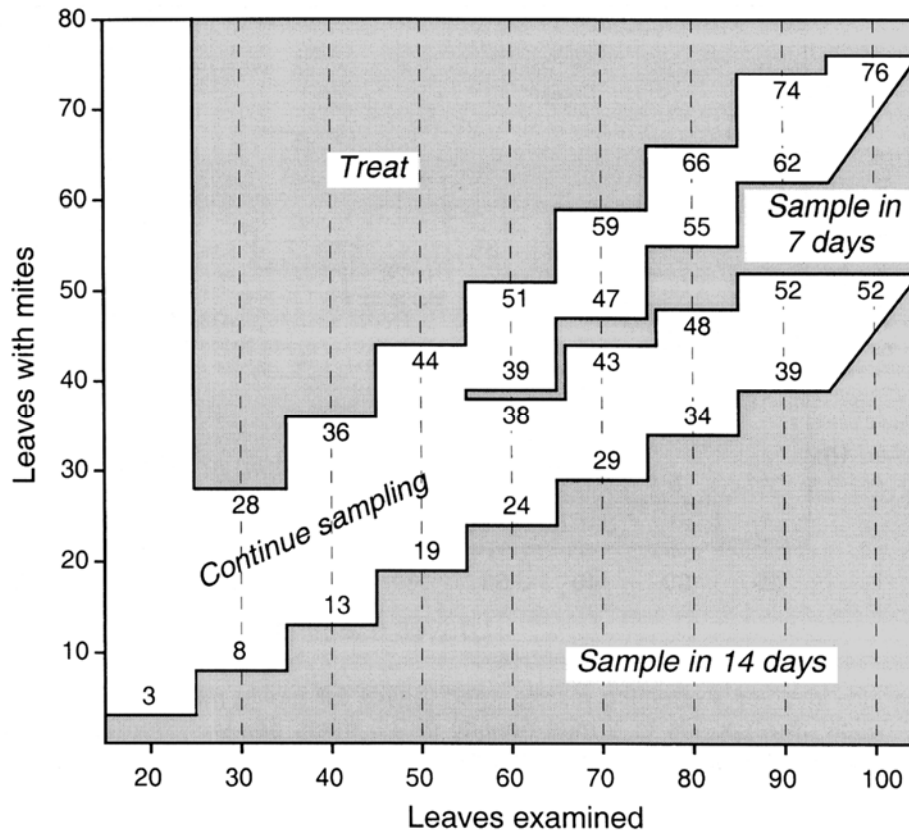
Refer to the Apple Pesticide Spray Table for a choice of pesticide materials.

Figure 7.1.4 – Mite Sampling Chart
Threshold = 2.5 mites/leaf
(June 1 - 30)



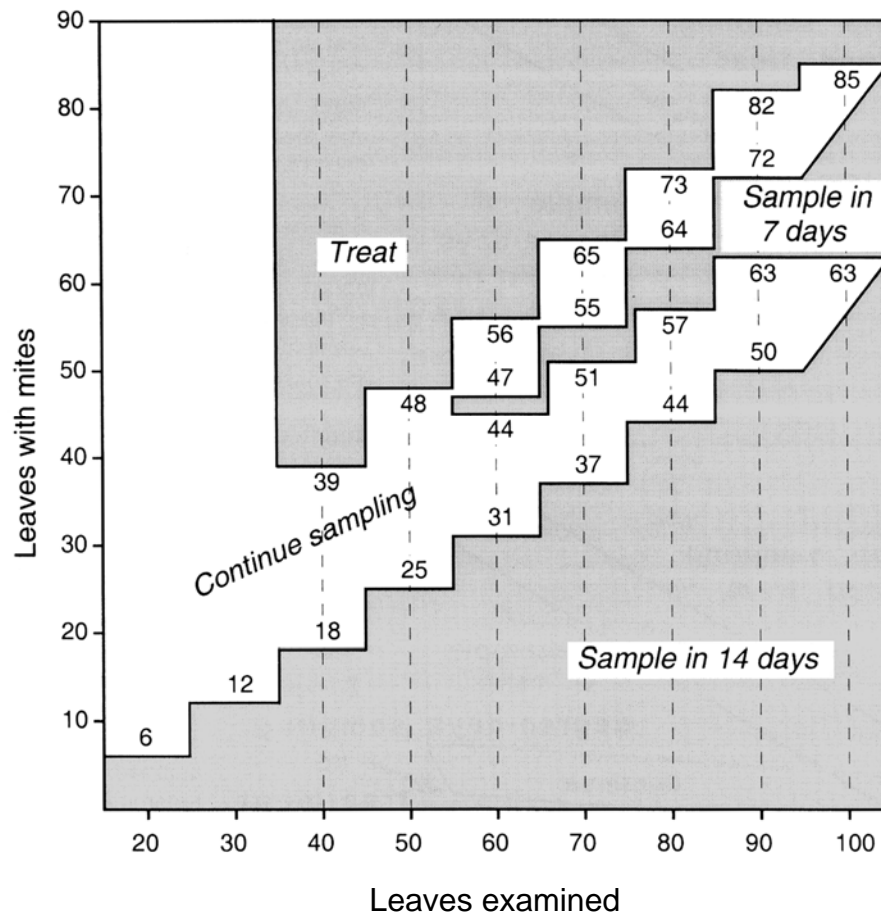
- This procedure involves examining middle aged leaves for motile mites (any stage except eggs). Use this chart, which corresponds to a mite density of 2.5 mites per leaf, from June 1 until June 30. You will not be counting mites, but will only determine whether they are present or absent on each leaf sampled.
- Starting with a random tree and sampling every other tree, collect 4 leaves in a plastic bag from each of 5 trees, choosing from each quadrant of the canopy. To make sure the leaves are of an intermediate age, pick them from the middle of the fruit cluster.
- Using a magnifier, examine the top and bottom surface of each leaf for motile mites, and keep track of the number of leaves containing motile mites. When all 20 leaves have been examined, compare this number with the numbers on the above decision guide. If the number of leaves with mites is equal to the values on the stairstep lines, the decision is the one shown in the area immediately below the value (example: For "29" after sampling 40 leaves, the decision is "Continue sampling"; for "8" the decision is to "Sample in 14 days").
- When the counts fall into any of the shaded regions, sampling is stopped and a decision is made to either treat, or else re-sample in 7 or 14 days. If the counts fall in the "Continue sampling" zone, take and examine more leaf samples in batches of 10 (5 per tree) until the counts fall into one of the shaded regions. If you reach one of the resample zones, the population is below threshold, and should remain so for at least the number of days stated. Return at the designated time and conduct another sample. If the -7 day" resample date falls during the 5.0 mites/leaf Threshold period, you can wait for a total of 14 days before resampling.

Figure 7.1.5 - Mite Sampling Chart
Threshold = 5.0 mites/leaf
(July 1 - 31)



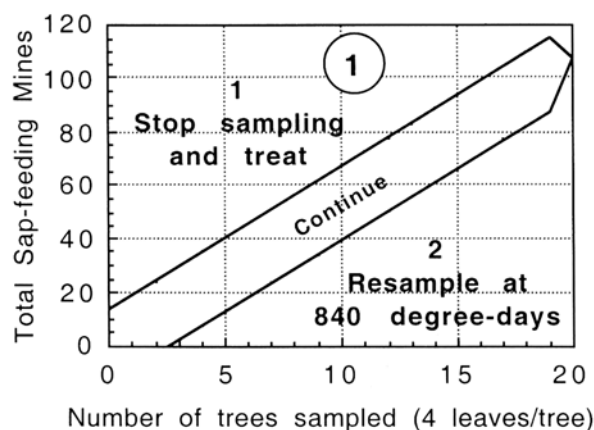
- This procedure involves examining middle aged leaves for motile mites (any stage except eggs). Use this chart, which corresponds to a mite density of 5.0 mites per leaf, from July 1 until July 31. You will not be counting mites, but will only determine whether they are present or absent on each leaf sampled.
- Starting with a random tree and sampling every other tree, collect 4 leaves in a plastic bag from each of 5 trees, choosing from each quadrant of the canopy. To make sure the leaves are of an intermediate age, pick them from the middle of the fruit cluster or foliar terminal.
- Using a magnifier, examine the top and bottom surface of each leaf for motile mites, and keep track of the number of leaves containing motile mites. When all 20 leaves have been examined, compare this number with the numbers on the above decision guide. If the number of leaves with mites is equal to the values on the staircase lines, the decision is the one shown in the area immediately below the value (example: For "36" after sampling 40 leaves, the decision is "Continue sampling"; for "13" the decision is to "Sample in 14 days"). When the counts fall into any of the shaded regions, sampling is stopped and a decision is made to either treat, or else re-sample in 7 or 14 days. If the counts fall in the "Continue sampling" zone, take and examine more leaf samples in batches of 10 (5 per tree) until the counts fall into one of the shaded regions. If you reach one of the resample zones, the population is below threshold, and should remain so for at least the number of days stated. Return at the designated time and conduct another sample. If the "7 day" resample date falls during the 7.5 mites/leaf Threshold period, you Can wait for a total of 14 days before resampling.

Figure 7.1.6 - Mite Sampling Chart
Threshold = 7.5 Mites/Leaf
(August 1 - 15)



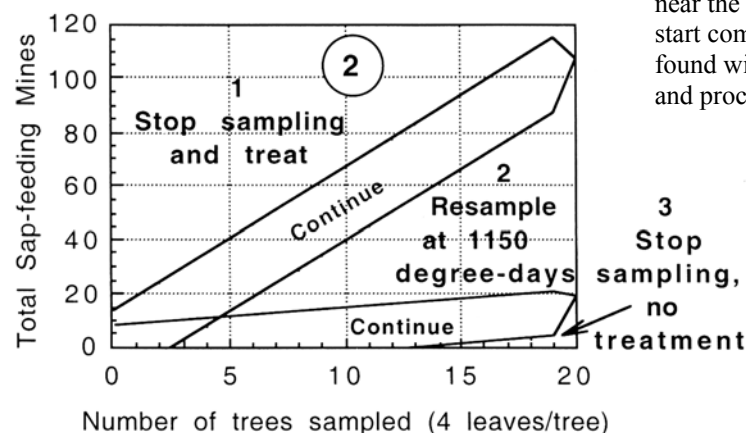
- This procedure involves examining middle aged leaves for motile mites (any stage except eggs). Use this chart, which corresponds to a mite density of 7.5 mites per leaf, from August 1-15. You will not be counting mites, but will only determine whether they are present or absent on each leaf sampled.
- Starting with a random tree and sampling every other tree, collect 4 leaves in a plastic bag from each of 5 trees, choosing from each quadrant of the canopy. To make sure the leaves are of an intermediate age, pick them from the middle of the fruit cluster or foliar terminal.
- Using a magnifier, examine the top and bottom surface of each leaf for motile mites, and keep track of the number of leaves containing motile mites. When all 20 leaves have been examined, compare this number with the numbers on the above decision guide. If the number of leaves with mites is equal to the values on the staircase lines, the decision is the one shown in the area immediately below the value (example: For "39" after sampling 40 leaves, the decision is "Continue sampling"; for "18" the decision is to "Sample in 14 days"). When the counts fall into any of the shaded regions, sampling is stopped and a decision is made to either treat, or else re-sample in 7 or 14 days. If the counts fall in the "Continue sampling" zone, take and examine more leaf samples in batches of 10 (5 per tree) until the counts fall into one of the shaded regions. If you reach one of the resample zones, the population is below threshold, and should remain so for at least the number of days stated. Return at the designated time and conduct another sample. If the resample date falls after August 15, there should be no further need for additional samples or miticide sprays this season.

Figure 7.1.7 - STLM Summer Sampling Form



Because of variability in this pest's development from one site to the next, more than one sampling session may be needed to reach a treatment decision for 2nd generation STLM. The first sample should be taken at 690 degree-days (base 43°F) after the start of the 2nd moth flight (or approximately 25-30 days). Use July 9 as an approximate sampling date if you don't have access to pheromone trap catch data.

Start near one corner of the block and sample trees along a diagonal, moving toward the opposite corner of the block. At each tree, count all the **sap-feeding** mines on 4 mature terminal leaves randomly selected from around the outside of the canopy. Sampled leaves should be those located near the middle of the terminals. After sampling 3 trees, start comparing the accumulated total number of mines found with the appropriate chart for the sampling session and proceed as follows:



SAMPLING DONE AT 690-840 DD

If the number of mines falls in the "Continue" zone on **Chart 1**, sample another tree and check again. If the total is above this zone (area 1), sampling is stopped and a treatment is recommended. If the total is below this zone (area 2), stop sampling and sample the block again at approximately 840 DD (about 31 days) after the start of the 2nd flight.

SAMPLING DONE AT 840-1149 DD, IF NECESSARY

If it is necessary to sample the population a second time, refer to Chart 2 after sampling the 3rd tree. If the accumulated total falls in one of the "Continue" zones, sample another tree and check again. If the count falls in area 1, a treatment is recommended and no further sampling is necessary. If the count falls in area 2, stop sampling and sample the block again at approximately 1150 DD (about 42 days) after the start of the 2nd flight. If the count falls in area 3, treatment is not recommended and no further sampling is necessary.

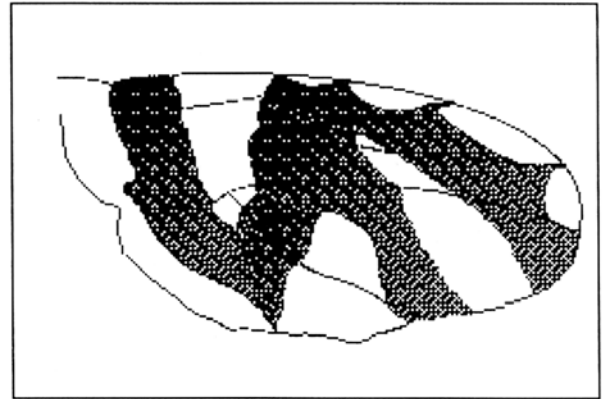
SAMPLING DONE AT 1150 OR MORE DD, IF NECESSARY

If it is necessary to sample a third time, refer again to **S**, the same as in the first sampling session. This time, however, if the accumulated total number of mines falls in area 2, treatment is not recommended and no further sampling is required for this brood of STLM.

Refer to the Apple Pesticide Spray Table for a choice of pesticide materials if a treatment is elected.

Figure 7.1.8 – Apple Maggot Monitoring Form

On or before July 15, hang 3 sticky red sphere traps baited with apple volatile lures in the trees along the edge of your block closest to an abandoned orchard or a stand of woods. If no abandoned trees or woodlands are nearby, choose the southern edge of the block. Traps should be spaced at least 30 ft from each other, on the outside edge of the canopy, at least 6 ft. high. Position the traps so that they are surrounded by fruit and foliage, but are not touched by them or obstructed from view. Traps should be checked 1-2 times per week for Apple Maggot flies, which can be distinguished from similar species by the pattern of dark bands on their wings (right). If a total of 5 AM flies/trap are caught (or 15, in this case), a spray of a suitable insecticide is recommended immediately, after which the traps can be ignored for 7-14 days. (Refer to the Apple Pesticide Spray Table for a choice of pesticide materials.) Begin



checking the traps again after this period of protection by the spray residue. Traps should be cleaned of non-pest flies periodically and re-coated with stickum if necessary. No treatment is recommended until a cumulative total of 5 AM flies/trap are caught. If unbaited sphere traps are used, the threshold should be lowered to 1 AM fly/trap. Traps can be taken down by August 30. In New England, it may be better to leave traps up until September 10, especially in blocks with Cortland or Delicious fruit. In blocks with very early varieties ("summer apples"), July 1 is a more appropriate starting time.

[illegible]

Figure 7.1.9. Apple Events Calendar for the Lake Plains Area of New York

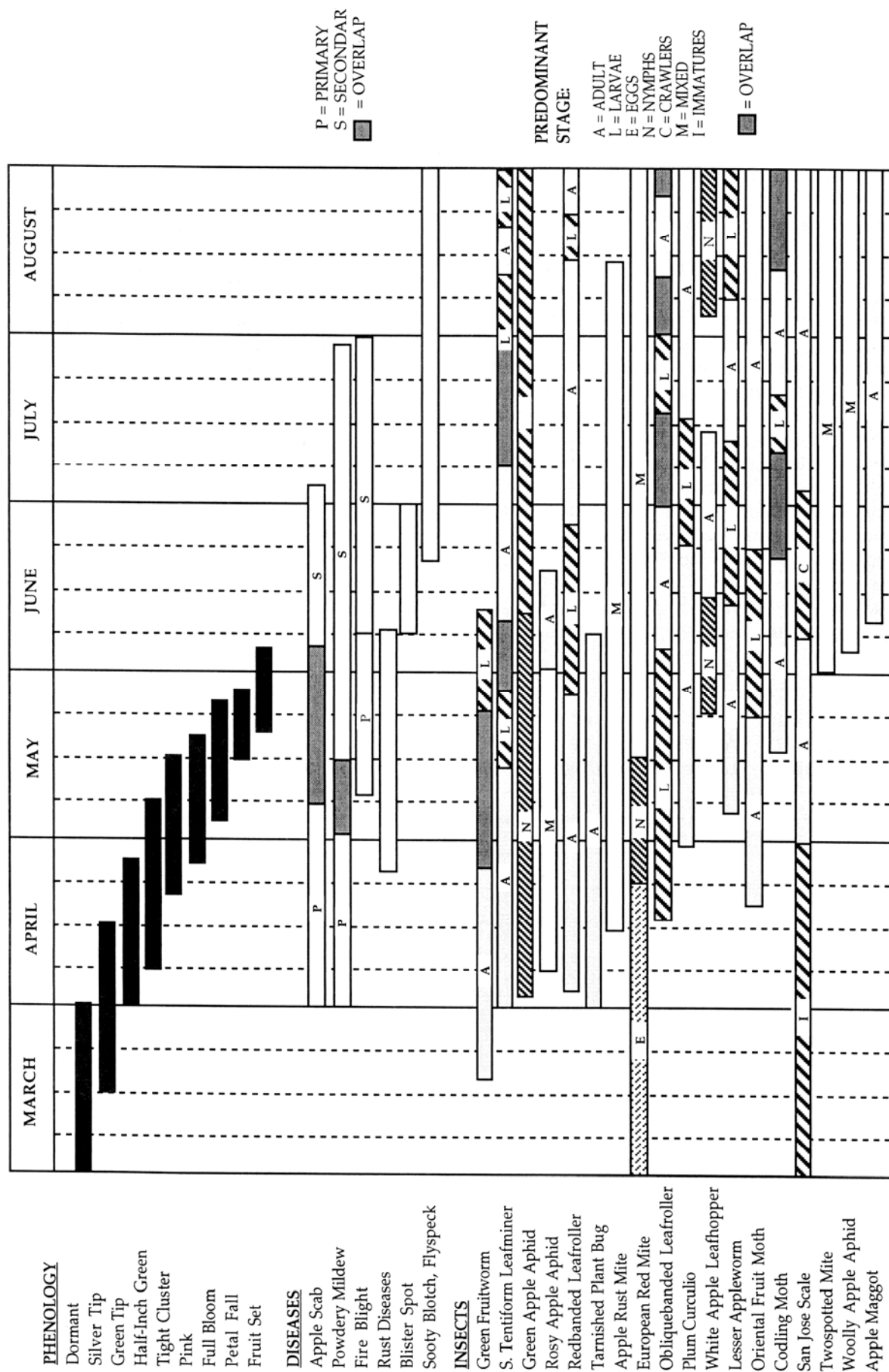


Figure 7.1.10. Pear Events Calendar for the Lake Plains Area of New York

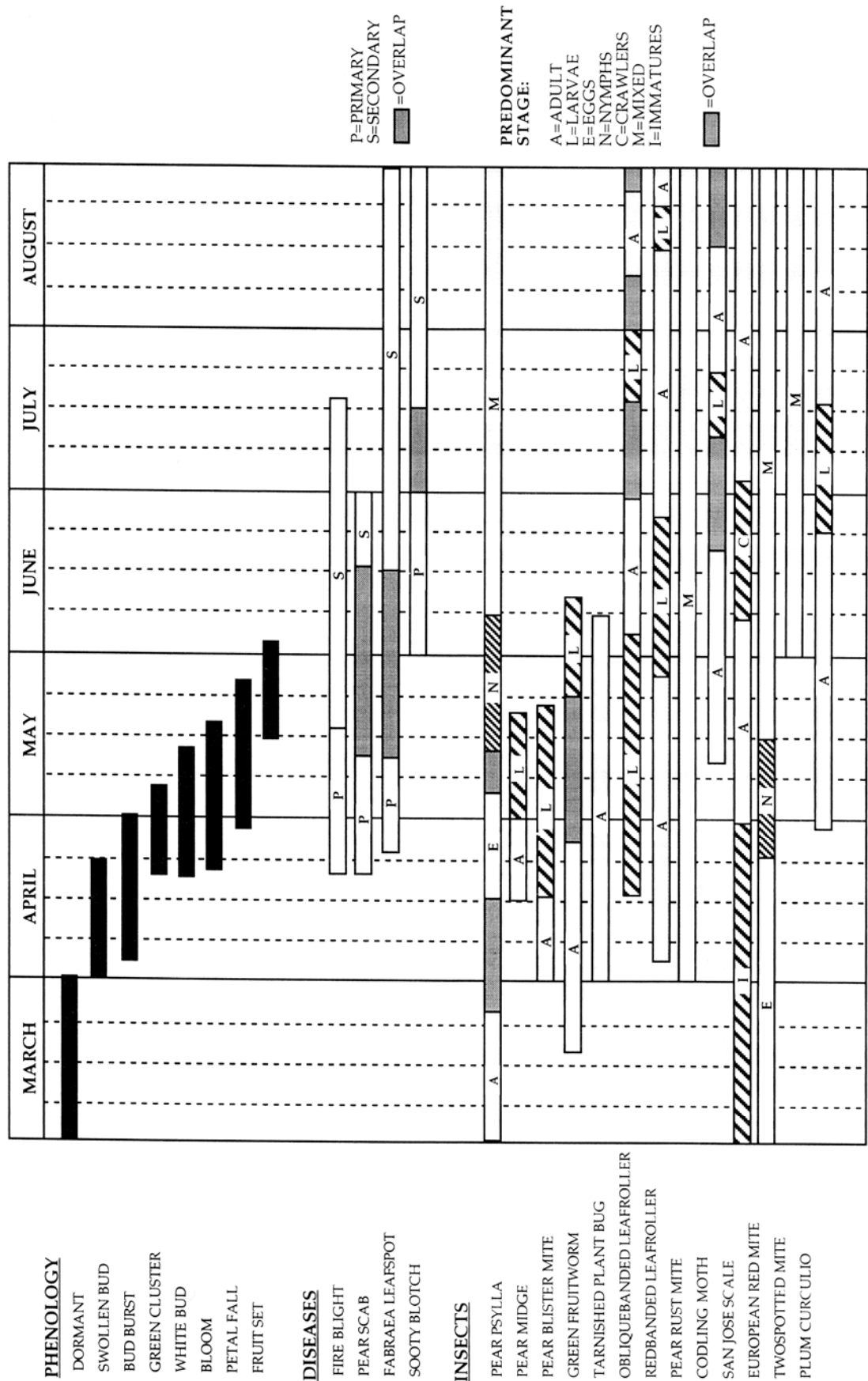


Figure 7.1.11. Cherry Events Calendar for the Lake Plains Area of New York

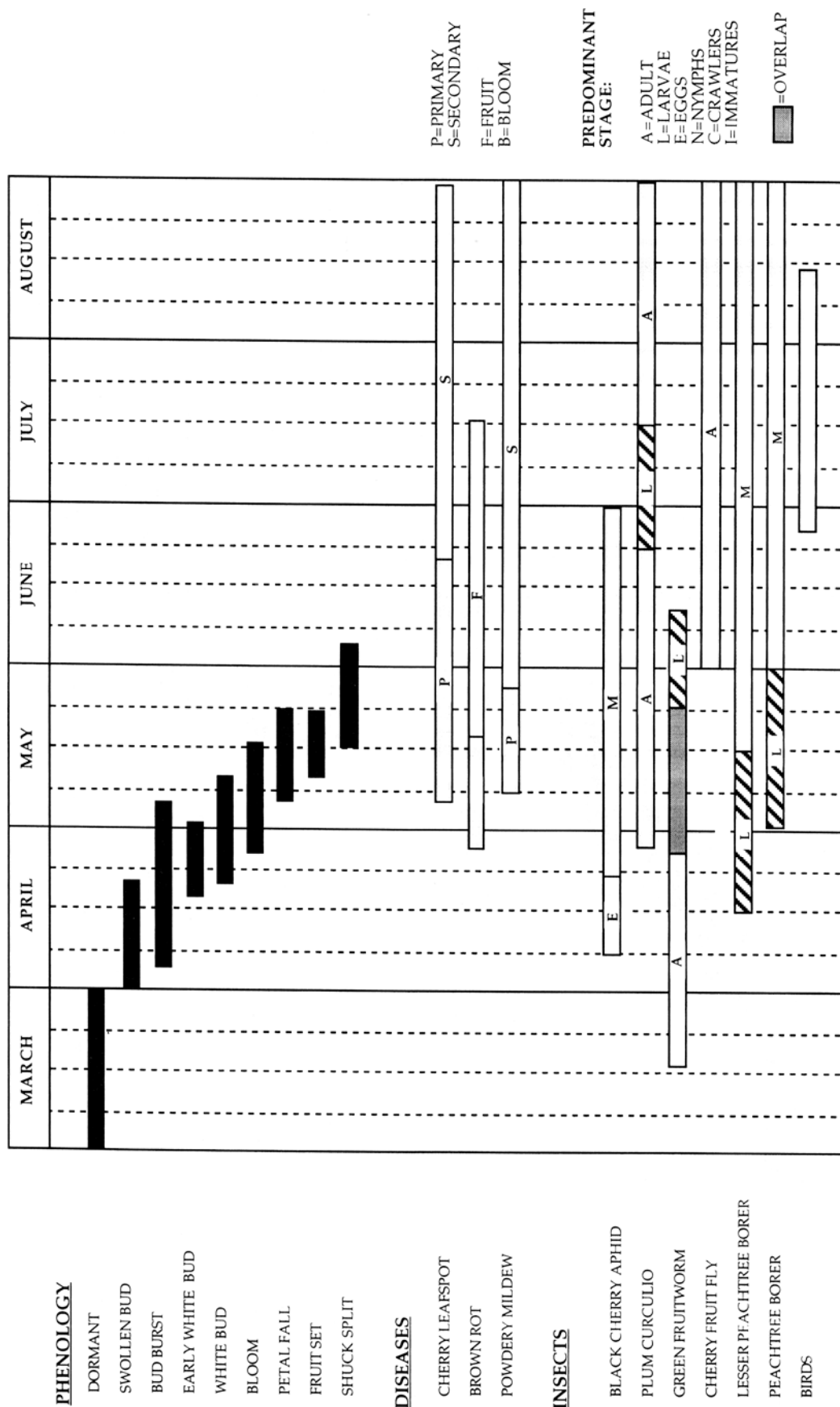


Figure 7.1.12. Peach Events Calendar for the Lake Plains Area of New York

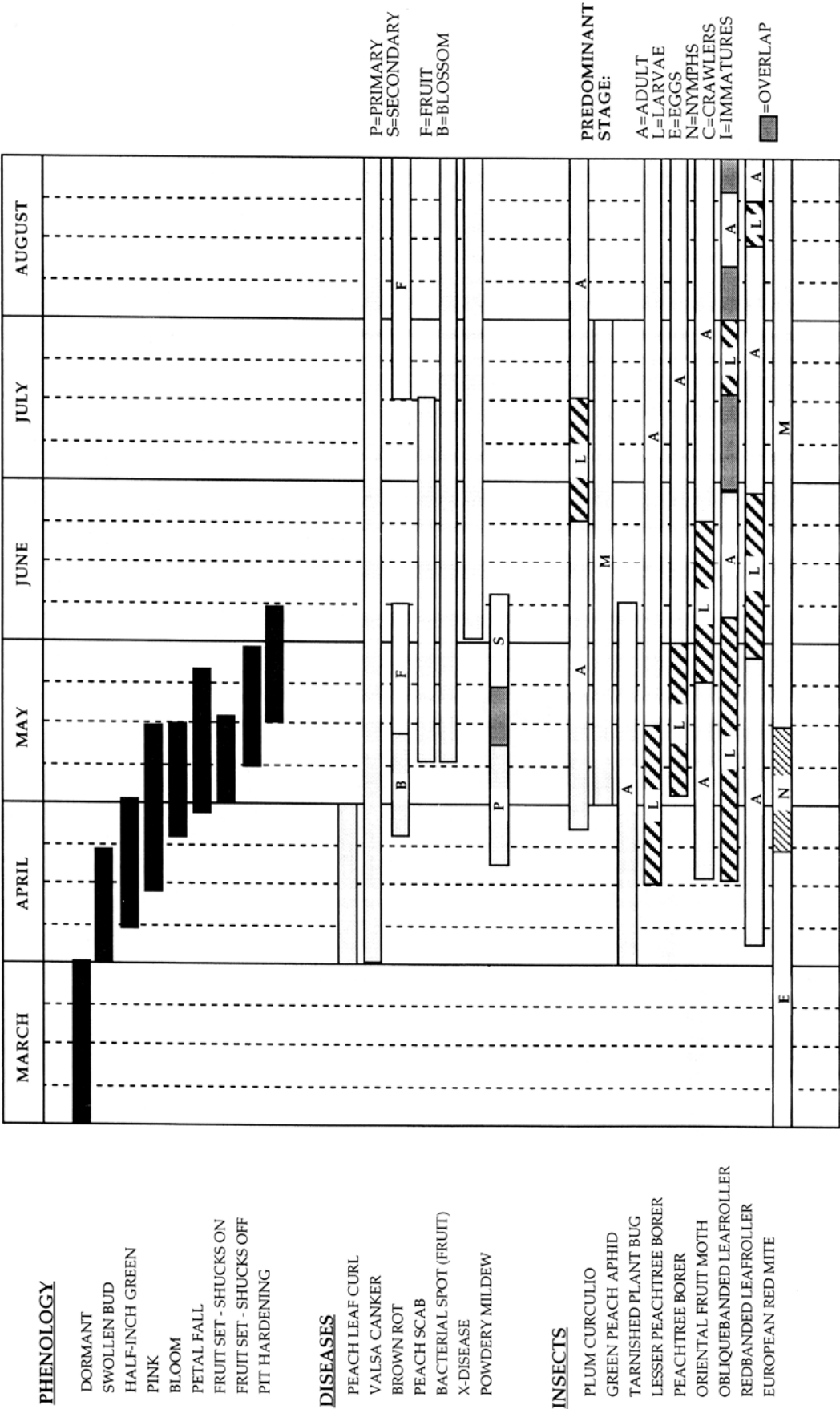


Figure 7.1.13. Prune and Plum Events Calendar for the Lake Plains Area of New York

